

Washington Food Hub Network WFHN 2024 Collective Impact Dashboard

Total Sales of all Hubs
\$15.1 million

Total Payments to Food Producers

\$10.3 million

Total Sales to Food Access Orgs

\$3.7 million

Total Sales to School Districts

\$794k

Total Producer Members

384

Participating Hubs:

- Puget Sound Food Hub
- San Juan Islands Food Hub
- Whidbey Island Grown
- SW Washington Food Hub
- Local Inland Northwest Cooperative
- Kitsap Fresh
- Walla Walla Food Hub
- Methow Valley Food Shed

Collective Impact

Food hubs provide aggregation, distribution, and marketing for source-identified food products from regional food producers. WFHN surveyed member hubs to assess the reach of each hub, and map Washington hub's collective impact.

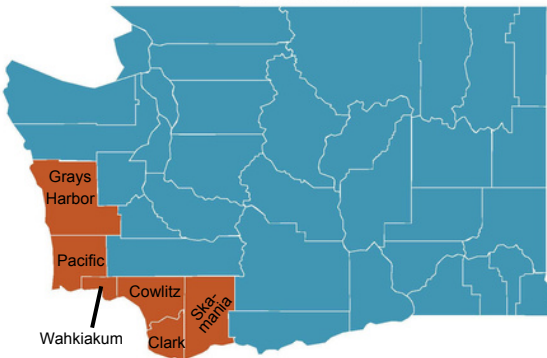
Cooperative Action

Food Hubs in Washington state are working together to buy and sell product, and serve customers, including schools, food aid organizations, and private consumers throughout the state and beyond.



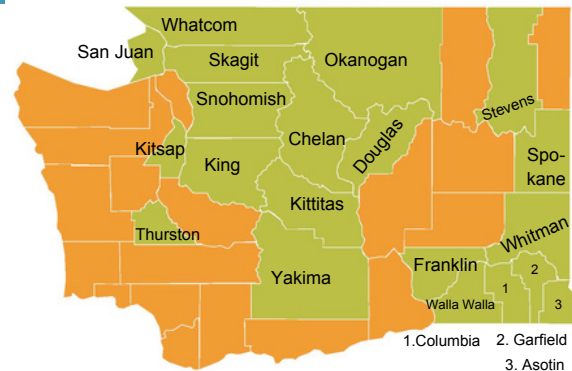
Customers by County

In 2023, WFHN members served customers in all counties **EXCEPT** the **RED** counties



Food Aid Orgs by County

In 2023, WFHN members served food aid clients in the **GREEN** counties



Total Washington Food Hub Sales

\$15,100,380

Food Hubs sold food to grocery stores, individuals, restaurants, school districts, food access organizations and more customers, all over Washington state.



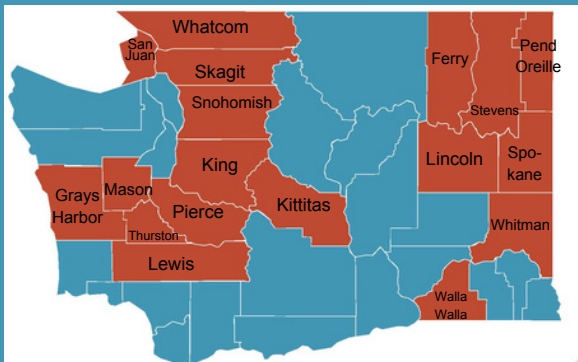
Food Access Org Sales

\$3,702,973

Food Hubs made farm to food bank a reality by supporting over **50** food aid orgs with aggregation, distribution, and technical support services in 2023.

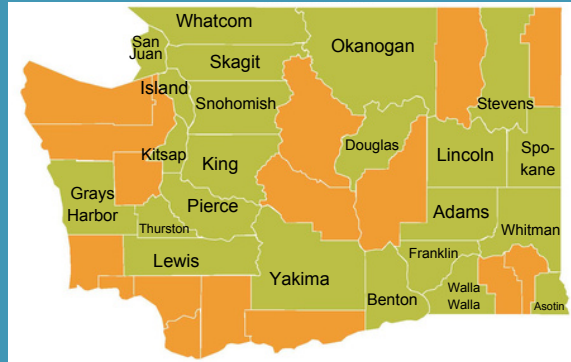
School Districts by County

In 2023, WFHN members served school districts in the **RED** counties



Producer Members by County

In 2023, WFHN producer members were located in the **GREEN** counties



Total School District Sales
\$794,755

Food Hubs provided the aggregation, distribution, and technical support necessary to get food from the field to the cafeteria effectively for over **40** school districts in 2023.



Total Producer Payments
\$10,331,089

Food Hubs allowed over **389** farmers and food producers to expand their market reach, enter new markets, and access more customers.



Total Washington Hub-to Hub Sales
\$121,769+

Food Hubs cooperated to sell products between each other, filling in gaps member farmers couldn't fill, to create more robust offerings to customers.



Interested in reading the full report?
Sign-up!



Email emily@agbizcenter.org for more information